

PRIME 3" LED ARCHITECTURAL SUPER SHALLOW ROUND FLANGELESS DOWNLIGHT



USE OF PRODUCT

The 3" PRIME Downlight is a small aperture fixture with shallow height that may be used in residential and commercial applications. Die cast trims with an assortment of color temperatures, optics and dimmable drivers. May be used in plaster, wood and marble ceilings.

LED ENGINE

LED engine available with CREE LEDs in 2700K, 3000K, 3500K, or 4000K in standard 93+ CRI. 2 Step MacAdam ellipse allows for color consistency between fixtures. LED mounted to aluminum heat sink for maximum life output and thermal management. LED engine is accessible from below ceiling.

FRAME CONSTRUCTION

IC rated housing constructed from 16 gauge heavy duty powder coated cold rolled steel frame. Junction box with 1/2" knockouts. Trimless Mud adapter plate available for plaster ceilings. Millwork adapter available for marble or wood ceilings. Butterfly bracket included to accommodate adjustable bar hangers or C-channel (ordered separately)

ADJUSTMENT

- Housing provides for 359° locking rotation
- Aperture collar compatible up to 1½" ceiling thickness.
- Accommodation for 2" or 3" ceiling thickness available upon request.

OPTICAL LENS & FILTERS (Field Replaceable)

Field replaceable optical lens available in 12°, 22°, 27°, 35° and 45°. Easily achieve narrow spot to wide flood beam pattern. Accepts up to 2 filters.

DIMMING

Available in 2 driver selections. (ID) Standard all-inclusive ELV(120V), Triac(120V), and 0-10V(120-277V) dimming driver called Intelligent Drive, 120-277V. (PEQ0) Lutron Hi-Lume Premier Ecosystem 0.1% w/soft on, fade to black dimming, 120-277V.

THERMAL MANAGEMENT

Ambient temperatures at fixture location should not exceed -20° to 40°C.

TRIM

Trim available in die cast or spun aluminum. Consult factory for made to order finishes. Flanged trim is compatible with all ceiling materials.

EMERGENCY BATTERY

Optional emergency battery available for a minimum of 90 minutes with Remote test switch in 800 delivered lumens.

LABELS/COMPLIANCE/WARRANTY

- CSA Listed for US and Canada
- Dry/Damp/Wet location rated.
- Energy Star
- Title 24, JA8 Compliant
- 5 Year limited warranty



ORDERING INFORMATION

Series	Aperture Size	Lumens	Color Temperature	Voltage	Dimming	Optical Lens	Filter
RPA	3S - 3" Super Shallow	8L - 890 lm	27 - 2700K	UNV - 120-277	ID ¹ - Standard all-inclusive ELV, Triac, and 0-10V dimming driver (Intelligent Drive)	12 - 12°	None - Leave blank
PRIME Series		11L - 1175 lm	30 - 3000K	120 - 20V	PEQ0- Lutron Hi-Lume Premier Ecosystem 0.1% w/ soft on, fade to black dimming.	22 - 22°	F - Frosted filter
		16L - 1650 lm	35 - 3500K	347 - 347V		27 - 27°	H - Honey comb
			40 - 4000K			35 - 35°	S - Solite filter
						45 - 45°	L - Linear filter

Housing Type	Aperture	Frame Accessories	Collar	Options
IC - IC Super Shallow New Construction	RLDP - Round Flangeless Downlight Plaster RLDM - Round Flangeless Downlight Millwork	AH - Adjustable bar hanger C - C Channel bar hanger B - Flat bar hanger	Blank - 1.0" Depth 15 - 1.5" Depth 20 - 2.0" Depth 30 - 3.0" Depth MTO - Made to order	ER8 ² - Emergency battery with remote switch (800 Lumens) CP ⁴ - Chicago Plenum

TRIM ORDERING INFORMATION

Aperture Size / Shape / Trim Type / Style	Bevel Opening	Bevel	Options
3RLO - 3" Round Flangeless Open	Die Cast CL - Die cast large opening CS - Die cast small opening	W - White B - Black H - Haze BZ - Bronze C - Clear MTO - Made to order	WL - Wet Location

Notes
 1. Intelligent Drive is the standard driver.
 2. Ceiling access required.
 3. Must specify logarithmic or inear eldoLED driver.
 4. Requires IC Housing

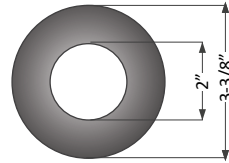
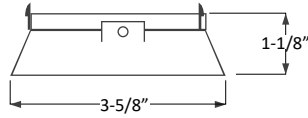
LUMEN CHART

Wattage	Delivered Lumens	Voltage	CRI
10W	890 lm	120 - 277V	93+
14W	1175 lm	120 - 277V	93+
20W	1650 lm	120 - 277V	93+

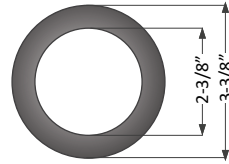
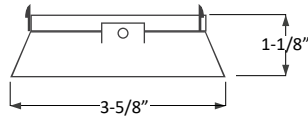
*Above chart, ordering information, and IES File name reflect delivered lumens based 3000K and 30° optical lens.
 **Lumens will vary based on CCT, optical lens, and bevel finish.

TRIM DIMENSION

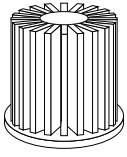
Small Opening



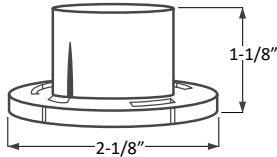
Large Opening



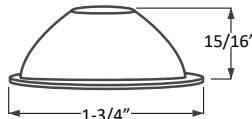
MODULE/HEATSINK, LED HOLDER & FILTER DIMENSION



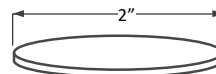
Heatsink



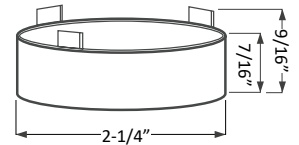
LED Holder (Body)



Optics

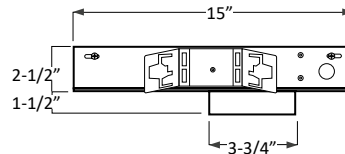
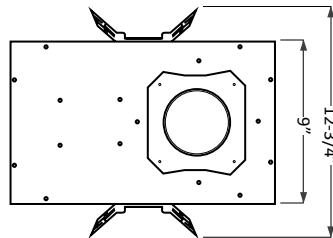


Filter

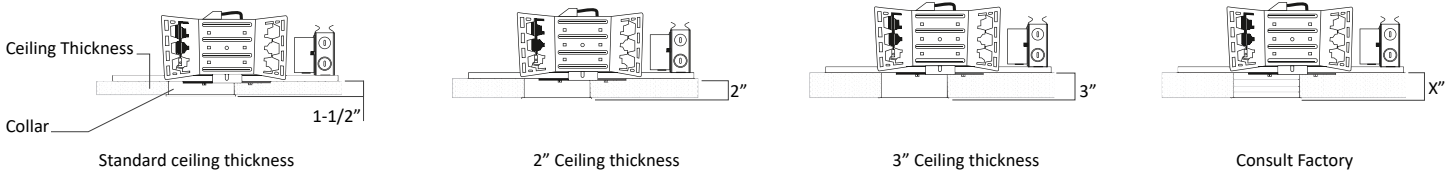


LED Holder (Head)

HOUSING DIMENSION



COLLAR DEPTH PER CEILING THICKNESS



FRAME ACCESSORIES

<p>B Flat Bar Hanger</p>	<p>27"</p> <p>1/2"</p>
<p>C C Channel Bar Hanger</p>	<p>25-3/16"</p> <p>1-5/16"</p>
<p>AH Adjustable Bar Hanger</p>	<p>1-9/16" - 2 3/4"</p> <p>1-1/2"</p> <p>Locking 2-1/2"</p>