


PRIME 6" LED ARCHITECTURAL SQUARE LUMINAIRE WITH WARM DIM

WARM DIM



USE OF PRODUCT

PRIME Square Luminaire Series may be used in hospitality, commercial, retail, and residential applications. This product will reduce energy consumption, emits little heat, and reduces cooling loads for added costs savings. Approximately 75% in energy savings compared to incandescent light source. This product is for indoor use only.

LED ENGINE

LED engine available with Warm-Dim standard 90+ CRI. 2 Step MacAdam ellipse allows for color consistency between fixtures. LED mounted to aluminum heat sink for maximum life output and thermal management. Light engine provides a quick disconnect with locking strain relief to housing.

LED DRIVER

Durable dimmable driver provides high power factor with optimum thermal management to prevent damage caused by high temperature.

OPTICS

Field replaceable optical lens available in 18°, 30°, 50°, and 80°. Easily achieve narrow spot to wide flood beam pattern. Option for frosted, honeycomb, or solite filter (2 Maximum).

HOUSING

Rugged aluminum housing.

MOUNTING

The PRIME Cylinder Series may be cable hung, stem mount, surface mount or wall mounted.

DIMMING

Available in 8 driver selections. (ID) Standard all-inclusive ELV, Triac, and 0-10V dimming driver called Intelligent Drive, 120-277V. (PEQ0) Lutron Hi-Lume Premier Ecosystem 0.1% w/soft on, fade to black dimming, 120-277V. (PEQ1) Lutron Hi-Lume Premier Ecosystem 1% w/soft on, fade to black

dimming, (LDE1) Lutron Hi-Lume 1% Ecosystem with soft on, fade to black dimming, 120-277V. (L3DA) Hi-lume 1% EcoSystem/3-Wire L3D Driver (EEI) eldoLED Eco 1% Dim (0-10V), 120-277V. (EDIO) eldoLED Solo 0.1% Dim(0-10V), 120-277V. (EDID) eldoLED Solo 0.1% Dim(DALI), 120-277V.

LABELS / COMPLIANCE

- CSA Listed for US and Canada
- Damp rated
- 5 year limited warranty.



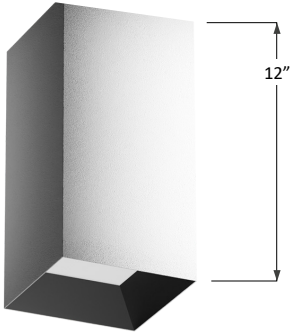
ORDERING INFORMATION

RPA

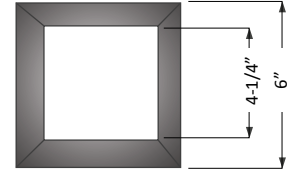
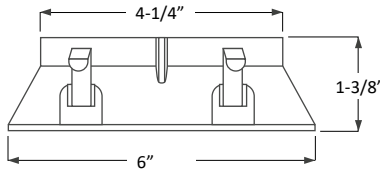

Diameter Shape Length Directional Lumens Color Temp. Voltage Dimming Optical Lens Filter Bevel Finish Cylinder Finish Mounting Option

Series	Diameter	Shape	Length	Directional	Lumens	Color Temperature	Voltage	Dimming
RPA PRIME Series	6 - 6"	SL - Square Luminaire	12 - 12"	DL - Down Light UP - Up Light	9L - 975 lm 11L - 1100 lm	WD - Warm Dim	UNV - 120-277	ID ¹ Standard all-inclusive ELV, Triac, and 0-10V dimming driver (Intelligent Drive) PEQ0 Lutron Hi-Lume Premier Ecosystem 0.1% w/soft on, fade to black dimming LDE1 Lutron Hi-Lume 1% Ecosystem with soft on, fade to black dimming LDES Lutron Hi-Lume 5% Ecosystem L3DA Hi-lume 1% EcoSystem/3-Wire L3D Driver EEI ^{3,4} eldoLED Eco 1% Dim (0-10V) EDIO ^{3,4} eldoLED Solo 0.1% Dim (0-10V) EDID ^{3,4} eldoLED Solo 0.1% Dim (DALI)
Optical Lens ⁵	Filter	Bevel Finish	Cylinder Finish	Mounting	Option			
18 - 18°	None - Leave blank	W - White	BL - Black	PH - Pendant	ER - Remote Emergency Battery			
30 - 30°	F - Frosted Filter	B - Black	WH - White	SC - Single Cable	EI4W - Integral Emergency Battery			
50 - 50°	H - Honey comb	H - Haze	SL - Silver	DC - Double Cable	LAW - Lutron Athena Wireless Node (RF only version)			
80 - 80°	S - Solite filter	S - Specular Clear W - Wheat MTO - Made to order	MTO - Made to order	SM - Surface Mount WM - Wall Mount				

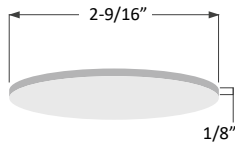
- Intelligent Drive is the standard driver.
- 120V only.
- Must specify logarithmic or linear eldoLED diver.
- Confirm dimming curve: linear or logarithmic.
- Without standard frosted acrylic diffuser
- .18" standard length, consult factory for other.
- .5ft standard cable length.



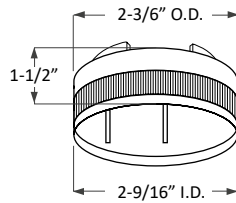
TRIM HEIGHT



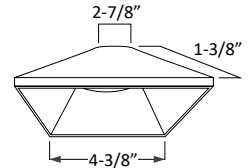
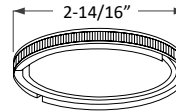
LED HOLDER & FILTER DIMENSION



Filter



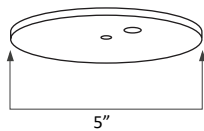
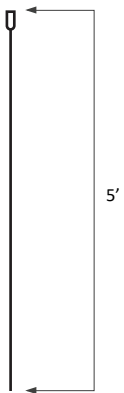
LED Holder



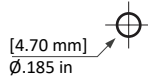
Light Enhancer

MOUNTING INFO

CABLE HUNG DIMENSION



Cable Hung Canopy



3/64" Galvanized Cable Fuse Cut with Die Cast #1 Stop
 Available in 24", 36", 50", 72", 100", 120", & 150" Lengths
 7x7 Cable - MAX LOAD 270 lbs

STEM MOUNT DIMENSION

